

# California Long-Term Care Residents

## SKILLED-NURSING (SNF) AND INTERMEDIATE-CARE FACILITIES (ICF)

Skilled-nursing facilities (SNFs) provide nursing care on a 24-hour basis. Intermediate-care facilities (ICFs) provide regular medical, nursing, social and rehabilitative services in addition to room and board for individuals not capable of independent living.

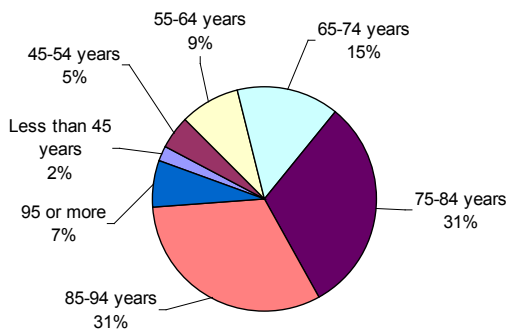
### FACILITY DEMOGRAPHICS

- ◆ There are more than 1,300 licensed nursing facilities in California (SNF and ICF, including long-term care units of acute hospitals, also known as distinct parts.)
- ◆ California's licensed long-term care facilities employ more than 165,000 caregivers and other staff.
- ◆ Nursing facility occupancy rates in California are approximately 85%.

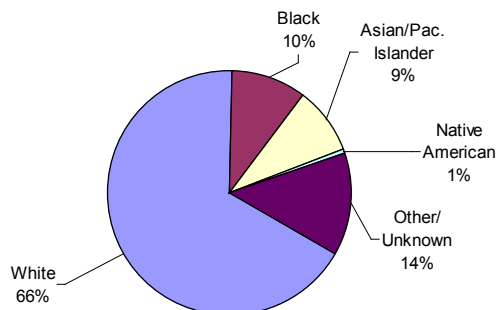
### RESIDENT POPULATION

- ◆ As many as 300,000 Californians are cared for annually in licensed long-term care facilities.
- ◆ On average, 66% of residents are female and 34% are male.
- ◆ The average length of stay in today's long-term care facility is less than three months for 78% of the resident population; with fewer than 9% of all residents remaining in the facility for one year or more.

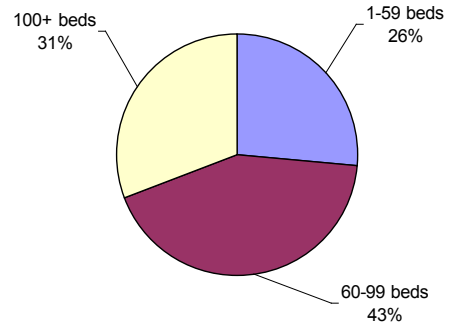
**SNF/ICF Residents by Age (Freestanding facilities)**



**SNF/ICF Residents by Race (Freestanding facilities)**



**Free-standing NFs by size**



### PATIENT HEALTH CHARACTERISTICS

#### Activities of Daily Living (ADLs)

Percentage of residents needing assistance

Bathing	96%
Dressing	92%
Feeding	57%
Toilet Use	87%
Transfer	84%

#### Other Health Characteristics

Percentage of residents requiring special treatment

Bladder incontinence	52%
Dementia	40%
Chairbound	58%
Bedfast	5%
Ambulatory w/assistance	28%
Ambulatory	9%
Physical restraints	11%
Dialysis	2%
Hospice	3%
Tube feeding	11%
Respiratory care	11%
Suctioning	4%
IV therapy	3%
Tracheostomy	3%

Source: CMS OSCAR data updated October 2008

# California Long-Term Care Residents

## DEVELOPMENTAL SERVICES PROVIDERS

Subdivided into formal categories, “developmental services providers” is a professional term which identifies facilities, licensed by the California Department of Public Health, which provide services to persons with developmental disabilities. These services include, but are not limited to, training and support in life skills such as mobility, socialization, employment and recreation. There are more than 1,182 licensed developmental services providers in California (including free-standing facilities and distinct part units of state hospitals.)

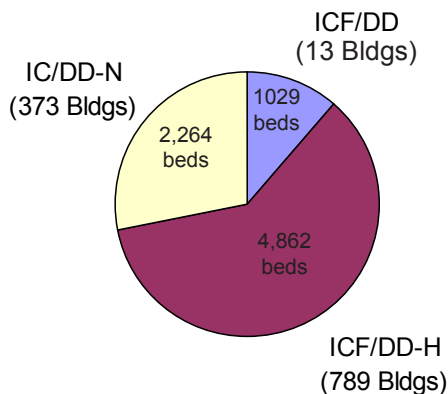
### LICENSURE CATEGORIES

**Intermediate Care Facility for Persons with Developmental Disabilities (ICF/DD)** – Facilities with 16 or more beds serving individuals who may have intermittent or continuous needs for nursing care. There are approximately 20 ICF/DDs in California -- 13 free-standing, 6 DPs of state hospitals and 1 DP of a skilled-nursing facility.

**Intermediate Care Facility for Persons with Developmental Disabilities-Habilitative (ICF/DD-H)** – Facilities with less than 15 beds serving individuals who may have intermittent need for nursing care. The emphasis is on enhancing or preventing regression of intellect, functional skills and the emotional well-being of the person. Typically, care is provided in a group home setting. More than 96 percent of California’s 789 ICF/DD-H facilities contain six or fewer beds.

**Intermediate Care Facility for Persons with Developmental Disabilities-Nursing (ICF/DD-N)** – Facilities of 15 beds or less which serve persons who have continuous needs for nursing care for monitoring of medications or conditions such as epilepsy. More than 90 percent of

**Developmental Services Providers  
by Licensure Category  
(freestanding facilities)**



### CLIENT CHARACTERISTICS

Statewide percent for all licensure categories combined	
Under age 22	~10%
Ages 24-45	~35%
Ages 46-65	~35%
Over 65	~15%
Males	~60%
Females	~40%
Mild Mental Retardation	~15%
Moderate MR	~10%
Severe MR	~15%
Profound MR	~30%
Autistic	~10%
Cerebral palsy	~15%
Controlled epilepsy	~35%
Uncontrolled epilepsy	~15%
Total epilepsy	~50%
Mobile nonambulatory	~35%
Total nonambulatory	~65%
Language impaired	~60%
Hard of hearing	~15%
Deaf	~10%
Impaired vision	~25%
Blind	~10%
Medical care plan	~35%
Behavioral drugs	~30%
Restrained	~10%